



Contribution to META-SHARE by the project

METANET4U

António Branco
University of Lisbon

Antonio.Branco@di.fc.ul.pt

META-SHARE Launch event and META-NET General Assembly
Berlin, Germany, January 25, 2013



Co-funded by the 7th Framework Programme and the ICT Policy Support Programme of the European Commission through the contracts T4ME, CESAR, METANET4U, and META-NORD (grant agreements no.: 249119, 271022, 270893, and 270899).



■ Contribution to META-SHARE

- IPR licenses checking, completing, extending
- META-SHARE software testing
- Seven META-SHARE nodes implemented and running
- **Population of platform with LRTs**

□ **Pre-existing LRTs only**

- conversion to standards
- correction of errors, bugs, incompleteness, etc.
- multilingual alignment
- licensing and IPRs clearance
- documentation

■ Selection criteria

- coverage, quality, adequacy (and availability)

□ **At M0: LRTs planned to be gathered: 291**

- compares to ca. 1,000 in ELDA at the time
- compares to ca. 2,000 in META-SHARE currently



- **Novelty rate**

how many LRTs not distributed by ELDA or LDC previously

87%

- **“Exogenous” LRTs attraction rate**

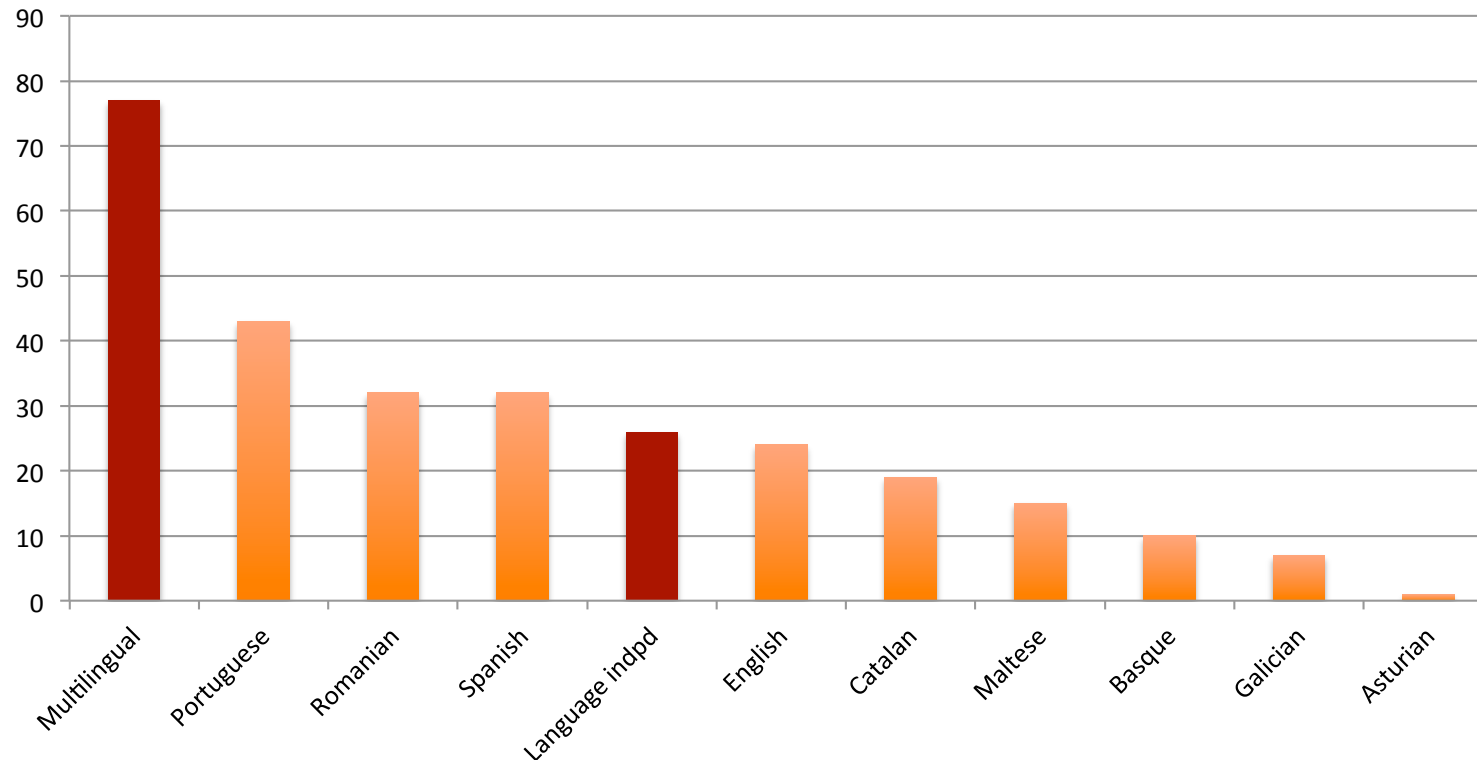
how many LRTS not owned/controlled by partners

47%

■ Cross-linguality rate

how many cross-lingual or language independent LRTs

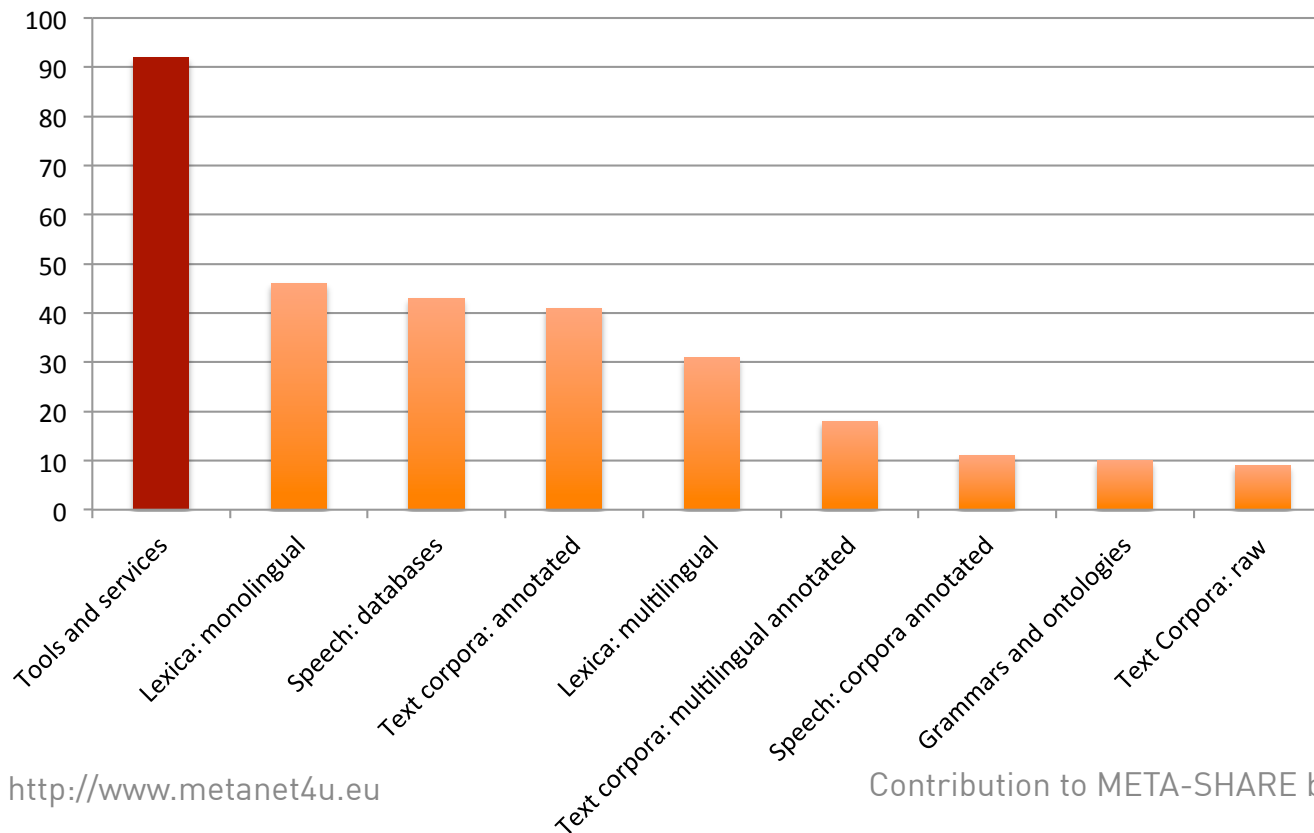
36%



■ Rate of “active” LRTs:

how many tools, applications or services distributed

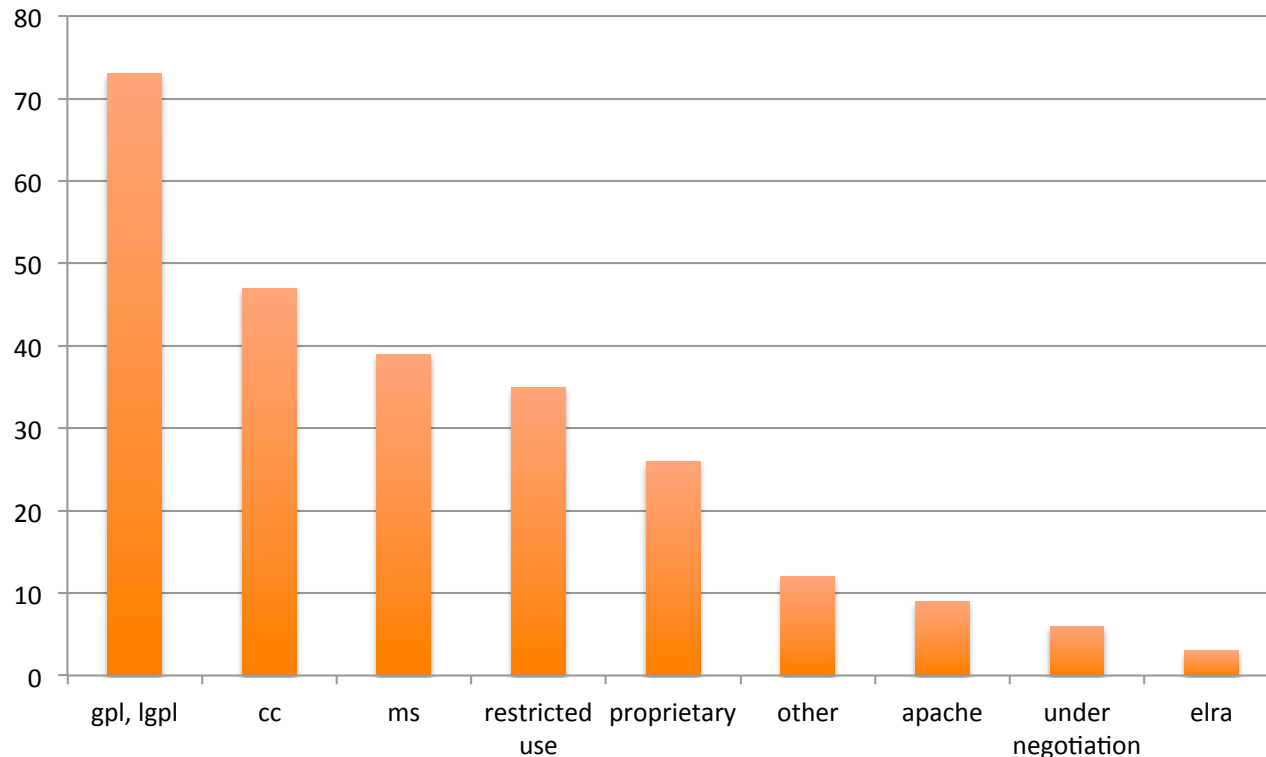
30%



■ **Rate of “openness”:**

how many with un-/less- restricted licenses (prel rough estimate)

btw 1/3 - 1/2





■ Achievement rate

how many delivered compared to planned to be delivered **107%** (313/291)

... and **1,000** pages of human-friendly narrative descriptions for our LRTs



Thank you